

# 70th FEFPEB Congress

Business Session  
Federation Matters



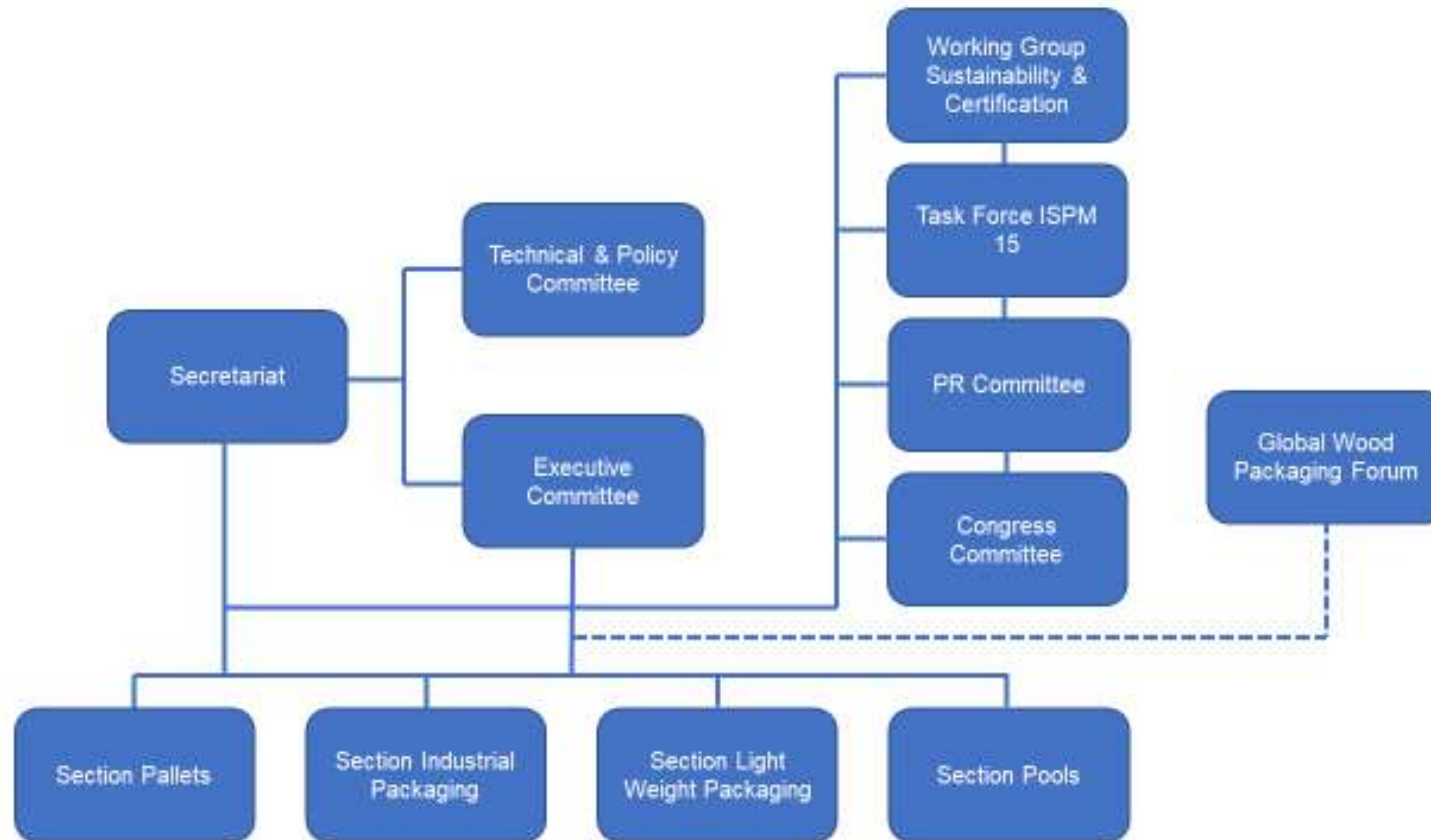


## **FEFPEB federation matters**

- Current FEFPEB organigram
- FEFPEB executive committee 2022 – 2024
- Key Topics
- FEFPEB Statistics 2021



## Current FEFPEB organigram







## **FEFPEB executive committee 2022 – 2024:**

- Rob van Hoesel (NL), President
- Michaël Modugno (FR), Vice-President I
- Dieter Lämmle (G), Vice President II
- Gil Covey (UK), Honorary Treasurer
- Mrs Paola Riva (I), section Industrial Packaging
- Jean-Luc Baley (F), section LWP / GROW Int
- Roeland Moens (B), section Pallet Pools
- Fons Ceelaert (NL), secretary general



## Key Topics

- Sustainability and certification
- EU legislation / ambitions Circular Economy Action Plan
- PR / renewal Packaging from Nature website
- ISPM 15 regime and steps toward harmonization
- Market situation: impact COVID-19 and now Ukraine war
- Membership affairs

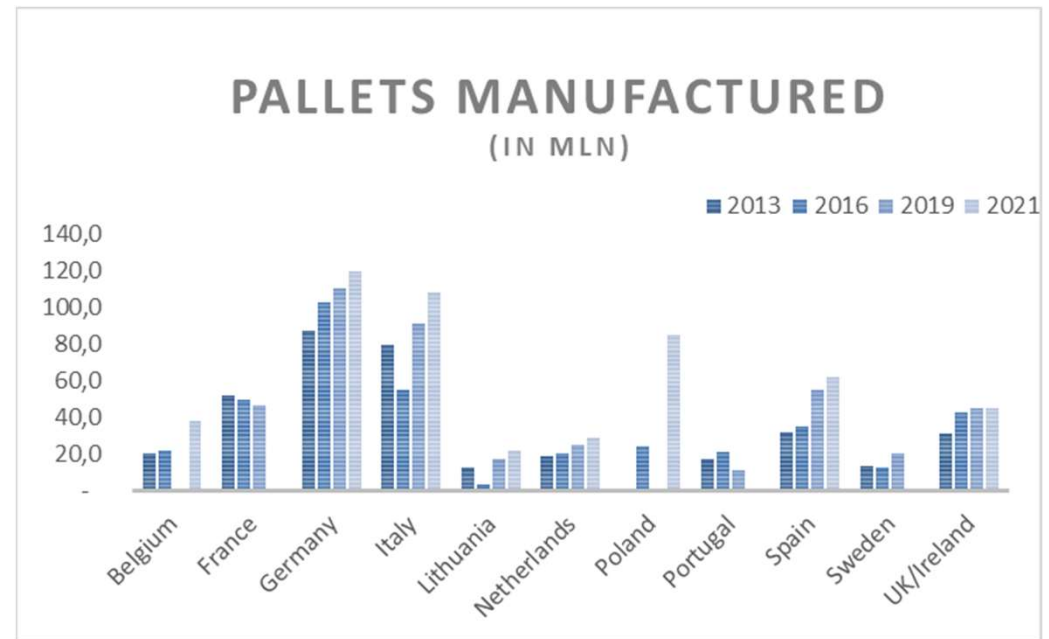


## **FEFPEB Statistics 2021**



## PALLETS MANUFACTURED

Production	2013	2016	2019	2021
				<u>1</u>
Belgium	20,0	22,0	-	38,2
France	52,0	50,0	46,5	-
Germany	87,7	103,0	110,5	119,5
Italy	80,0	55,0	91,0	108,0
Lithuania	12,7	3,5	16,9	22,0
Netherlands	18,5	20,5	25,2	28,5
Poland	-	24,2	-	85,0
Portugal	17,0	21,0	11,0	-
Spain	31,9	35,2	55,0	62,0
Sweden	13,4	12,4	20,0	-
UK/Ireland	31,0	42,5	44,8	44,9
<b>TOTAL</b>	<u>364,2</u>	<u>389,3</u>	<u>420,9</u>	<u>508,1</u>
<b>DIF YOY:</b>	-	<u>7%</u>	<u>8%</u>	<u>21%</u>

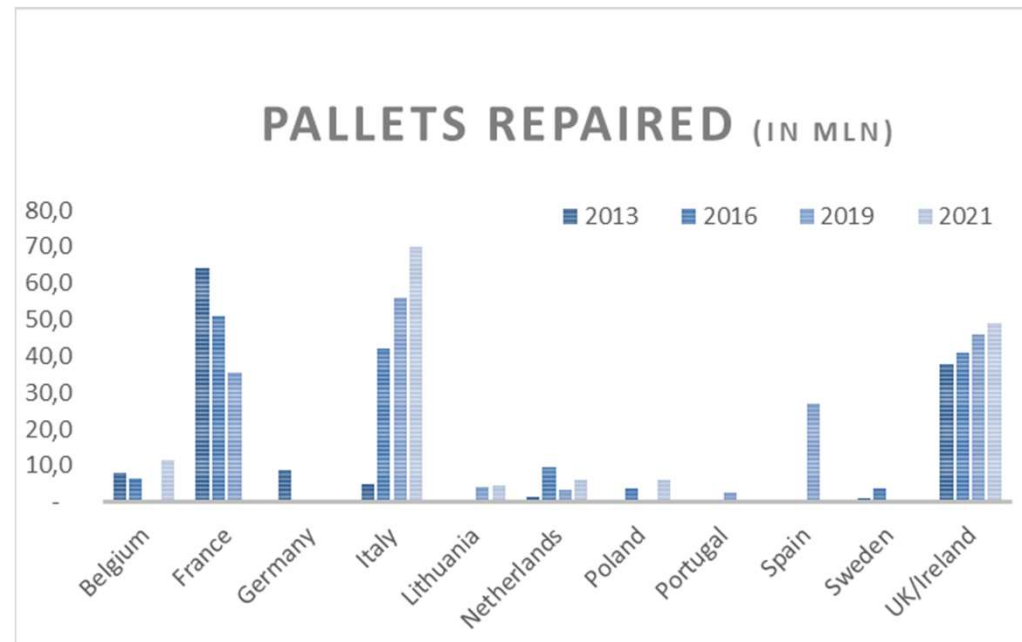






## PALLETS REPAIRED

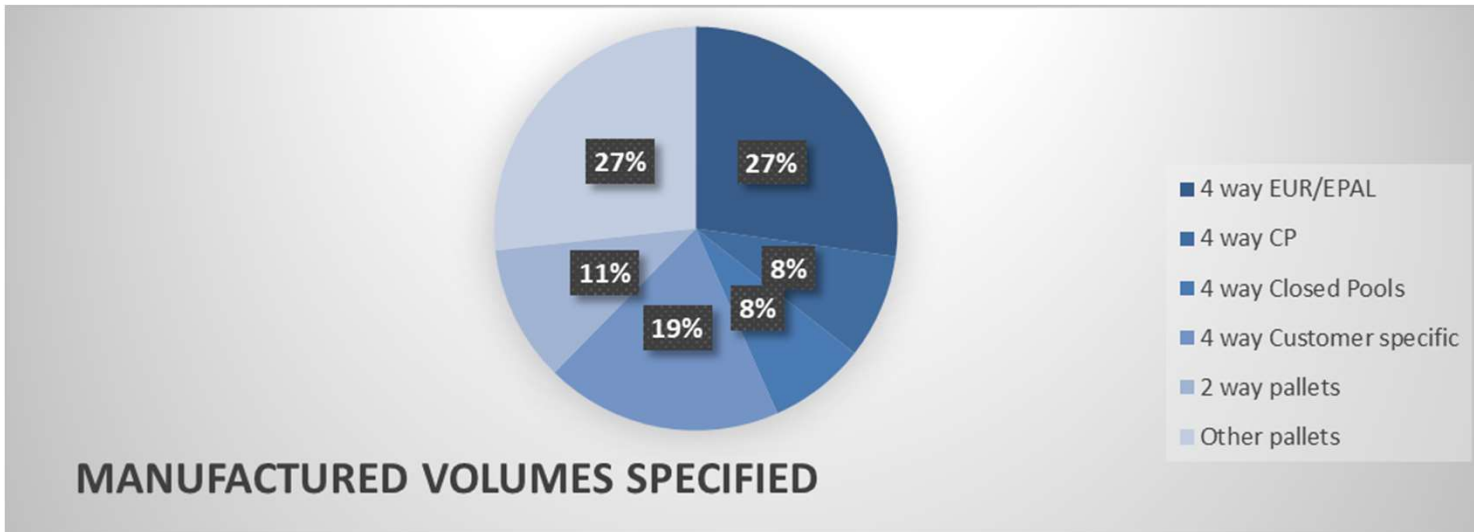
Production	2013	2016	2019	2021
Belgium	8,0	6,6	-	11,5
France	64,0	51,0	35,5	-
Germany	8,7	-	-	-
Italy	5,0	42,0	56,0	70
Lithuania	-	0,3	4,0	4,5
Netherlands	1,4	9,7	3,3	6,2
Poland	-	3,6	-	6,0
Portugal	-	-	2,7	-
Spain	-	-	27,0	-
Sweden	1,0	3,6	-	-
UK/Ireland	38,0	41,0	46,0	49,0
<b>TOTAL</b>	<b>126,1</b>	<b>157,8</b>	<b>174,5</b>	<b>147,2</b>
<b>DIF YOY:</b>	<b>-</b>	<b>25%</b>	<b>11%</b>	<b>(16%)</b>







## MANUFACTURED VOLUMES SPECIFIED





## MANUFACTURED VOLUMES SPECIFIED

*Red* = results 2016

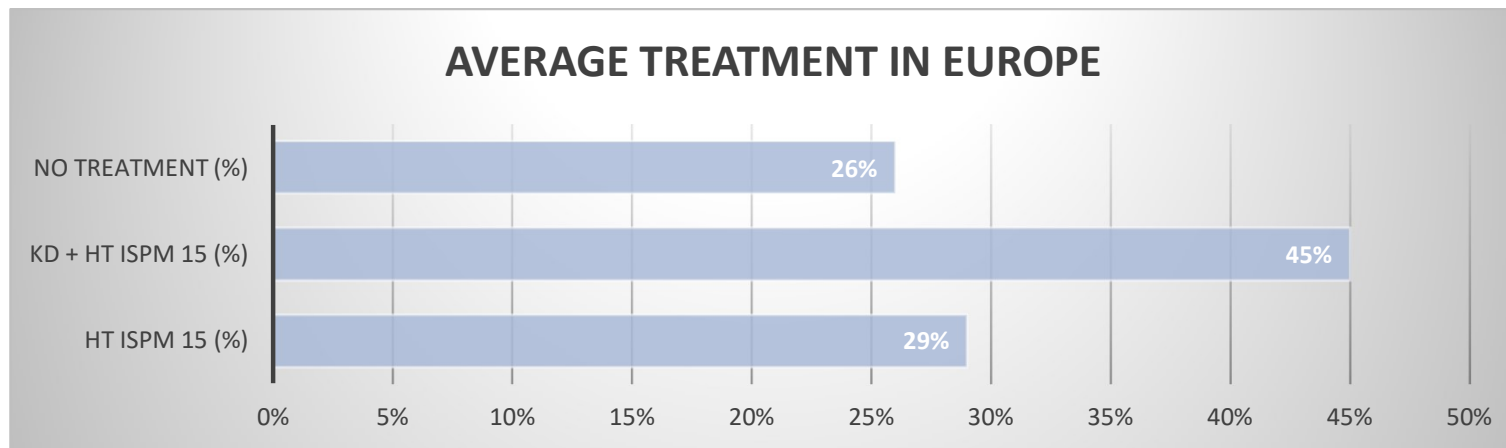
*Blue* = results 2019

*Black* = results 2021

	Manufactured volume specified 2021					
	4 way / block pallets				other pallets	
	EUR / EPAL	CP	Closed pools	Customer specific	2 way pallets	other pallets
Belgium	2.217.047	59.103	2.000.000	3.000.000	3.000.000	5.900.000
France	3.100.000	2.300.000	5.500.000	28.700.000	6.900.000	-
Germany	39.000.000	15.000.000	-	-	-	66.000.000
Italy	7.500.000	-	-	-	-	-
Lithuania	1.000.000	60.000	-	-	-	4.000.000
Netherlands	2.000.000	2.600.000	600.000	19.200.000	2.500.000	1.600.000
Poland	43.000.000	4.000.000	9.000.000	500.000	1.000.000	2.000.000
Portugal	879.424	120.000	3.071.274	3.073.713	150.125	3.442.926
Spain	7.500.000	4.000.000	10.000.000	3.500.000	11.000.000	19.000.000
Sweden	-	-	-	-	-	-
UK/Ireland	855.400	4.800.000	500.000	16.700.000	18.400.000	3.200.000
<b>SUM</b>	<b>107.051.871</b>	<b>32.939.103</b>	<b>30.671.274</b>	<b>74.673.713</b>	<b>40.850.125</b>	<b>38.842.926</b>
<b>Average</b>	<b>27%</b>	<b>8%</b>	<b>8%</b>	<b>19%</b>	<b>16%</b>	<b>16%</b>



## VOLUMES RELATED TO TREATMENTS AND USAGE (I)

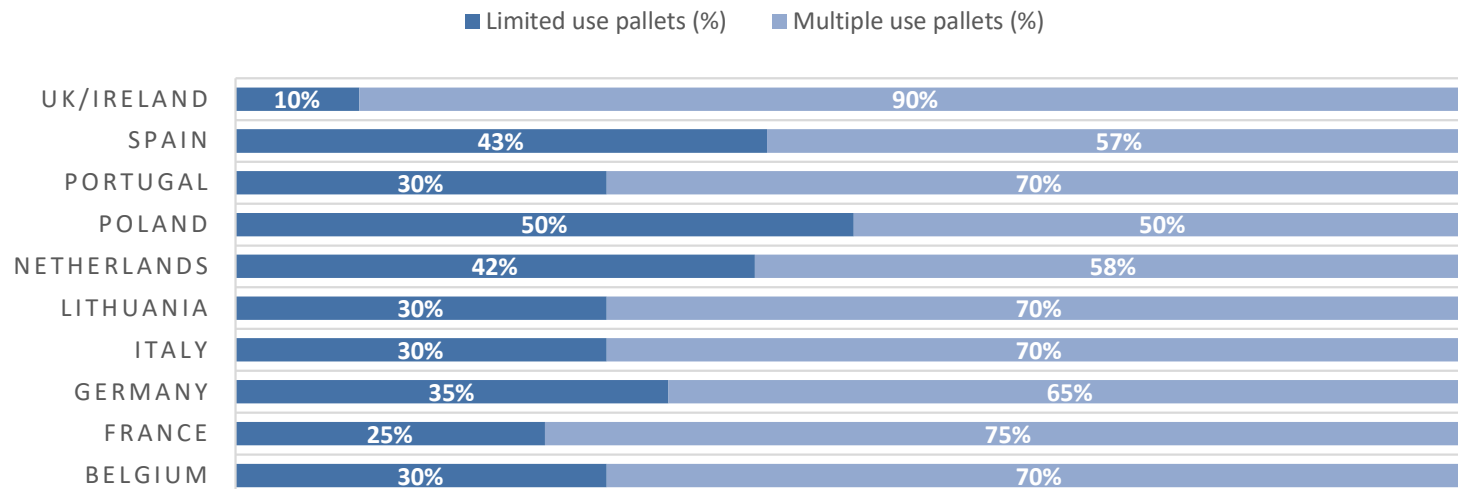






## VOLUMES RELATED TO TREATMENTS AND USAGE (II)

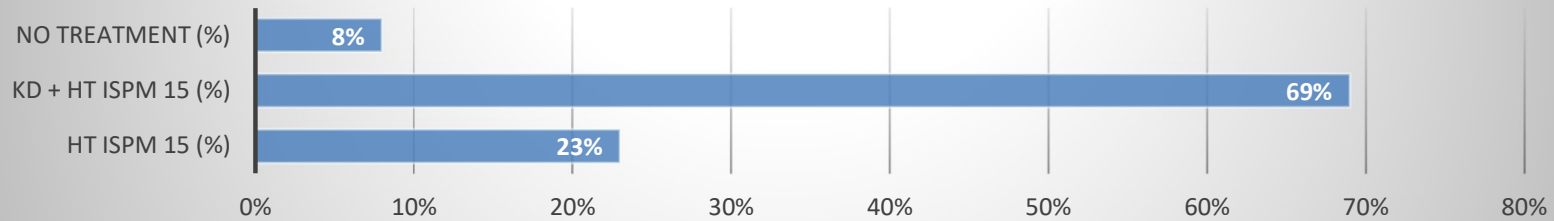
### USAGE OF MANUFACTURED VOLUMES



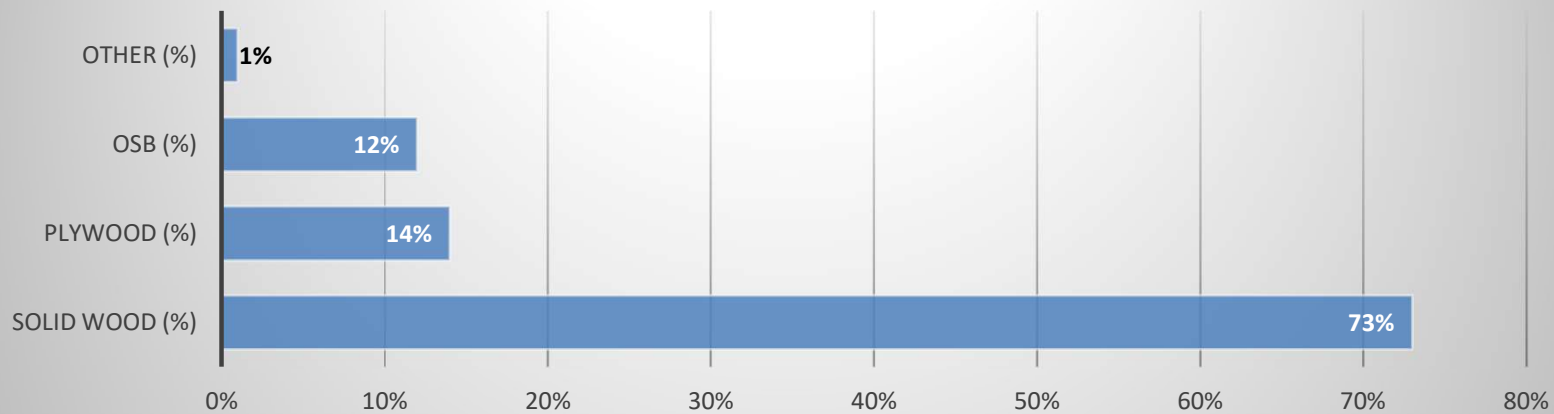


## INDUSTRIAL PACKAGING TREATMENT AND MATERIALS USED

### AVERAGE TREATMENT IN EUROPE



### AVERAGE MATERIALS USED FOR IP IN EUROPE



Thank you for your attention

Business Session  
Federation Matters

